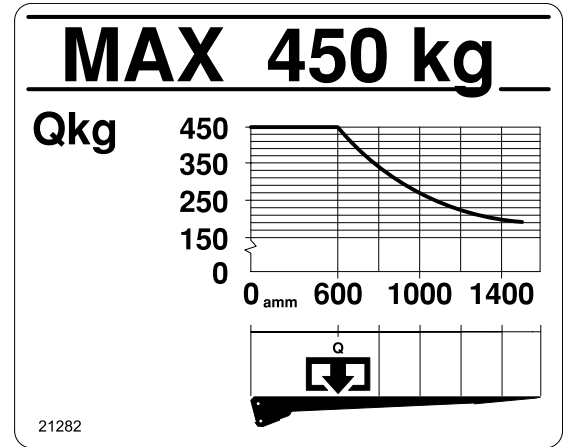


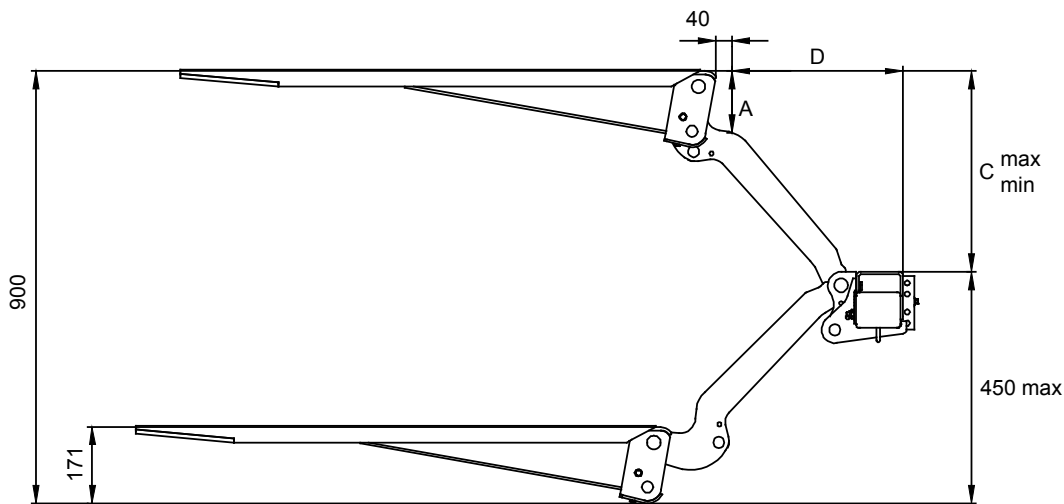
ZEPRO ZL 45-90

(110 bar)		12 volt	24 volt
Pump – Motor Unit		95 A	60 A
Magnet (hydraulic unit)		1,4 A	0,7 A
Magnet (electric safety valve)		1,5 A	0,75 A
Solenoid		1,8 A	0,9 A
Cable area	Control cable	1,5 mm ²	1,5 mm ²
	Main cable 0-8 m	35 mm ²	35 mm ²
	Main cable 8-15 m	35 mm ²	35 mm ²
	Main cable >15 m	–	35 mm ²
Power source	Min. capacity	140 Ah	110 Ah
	Min. voltage	9 volt	18 volt


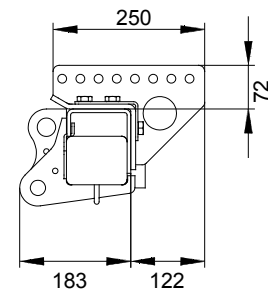
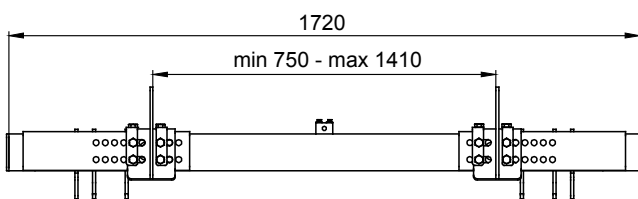
Loading diagram



Installation dimensions (mm)



C	A	D
450	136	384
400	126	444
350	115	490
300	104	526
250	96	554



2017-04-25

ZEPRO Sales

Tel.: +46 (0)150 489 550
 Fax: +46 (0)150 489 551, +46 (0)150 489 566
 E-mail: zepro@zepro.com | zepro.com